



# DIY GARDEN SEED ENVELOPES

Plant something small and watch it grow. With DIY Garden Seed Envelopes, DOLE® invites kids and families to turn simple seeds into a fun hands-on project. Download, print, fold, and fill these DIY seed packets to organize and share your garden seeds. Use them to plant flowers that help pollinators, start a small herb garden, or grow your own fruits and vegetables at home. Whether you're saving seeds, sharing extras with friends, or planning your next garden adventure, these printable packets make it easy to celebrate the joy of growing things together.

 @Dole  @DolePics  @DoleTweets  @DolePins  @DoleTok

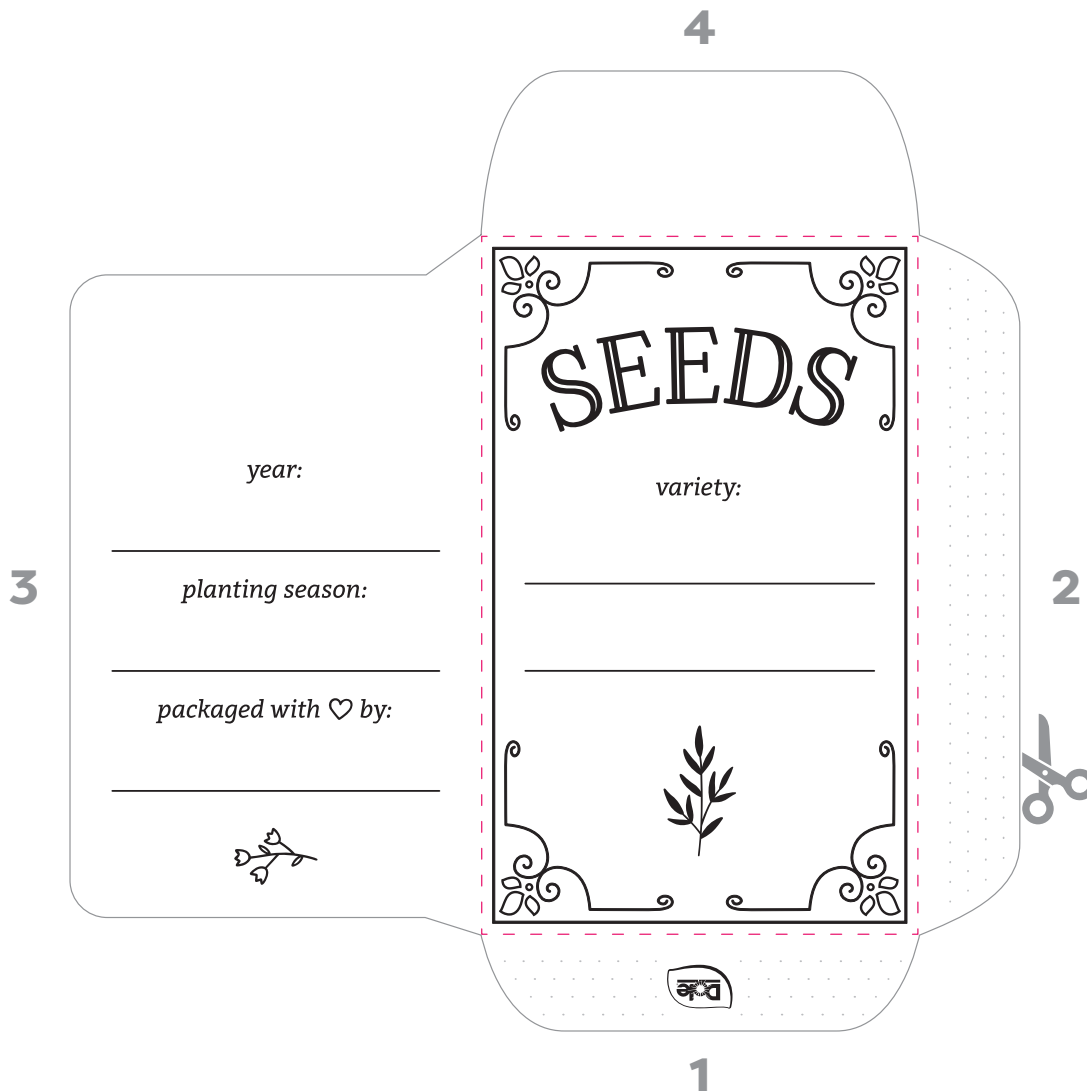




# ASSEMBLY INSTRUCTIONS

1. Print the sheets you'd like to use. We recommend brown kraft paper, but regular white paper and construction paper work just as well!
2. Cut out each seed packet template along the outer solid line.
3. Fold the seed packet along the dashed lines (shown in pink below).
4. Apply glue to the dotted areas on the flaps labelled "1" and "2".
5. Fold in flaps "1" and "2", then fold over the large flap "3" to close.
6. Write in the blank spaces on the seed packet.
7. Fill the packet with seeds.
8. Fold over the top flap "4" to close the envelope, sealing with glue, tape, or a fun sticker.
9. Store the seed packets in a cool, dry place.

**Bonus:** Seed packets make great gifts for friends and family!



*year:*



---

*planting season:*

---

*packaged with ♡ by:*

---



**SEEDS**

*variety:*

---

---




*variety:*

---

---

**SEEDS**



---

*packaged with ♡ by:*

---

*planting season:*

---

*year:*

*year:*



---

*planting season:*

---

*packaged with ♡ by:*

---




**SEEDS**

*variety:*

---

---




---

---

*variety:*

**SEEDS**



---

*packaged with ♡ by:*

---

*planting season:*

---

*year:*

*year:*



---

*planting season:*

---

*packaged with ♡ by:*

---





**SEEDS**

*variety:*

---

---




---

---

*variety:*

**SEEDS**



---

*packaged with ♡ by:*

---

*planting season:*

---

*year:*

